


## Curriculum Information - Year 2 - Autumn Term

### English Class Texts

#### The Disgusting Sandwich

Retell narrative The Disgusting Sandwich  
 Recount of the badger's day in The Disgusting Sandwich  
 Poetry



### Reading and Writing

In Year 2 children will understand what they read, in books they can read independently, by

- Discussing the main events of the story.
- Discussing the characters in the story.
- Discussing the words that the author has used.

In year 2 children will use Talk for Writing to immerse themselves in a class text by


- Using story maps to internalise texts,
- Take part in drama to help them to understand texts
- Investigate text to use authorial devices.
- Retelling and innovating texts.



### RE

#### Old Testament Stories and Prayers

Children will know that there are two parts to the Bible. Know stories about different people in the Old Testament who were called into friendship with God; recognise that psalms are special songs to praise and thank God. Understand that in the Old Testament we can discover some important images of God for Christians today.



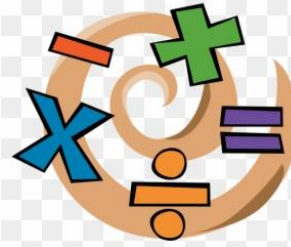


#### Sharing in the life of Jesus

Children will know important stories from the New Testament about the life of Jesus and Mary and the call of the disciples; Know that the Rosary is a special form of Christian prayer. Know about the example of saints and important events in their lives. Understand and take part in a moment of stillness and prayer.



#### Special Celebrations

Children will know the Seasons of the Liturgical year and be able to describe some of the customs and symbols associated with them. Know that the Sacraments are special celebrations and identify some of the rituals that take place in Baptism and Marriage.

	<p><b>Advent</b> Children will know that Advent is a season of preparation for Christmas; describe the Advent Wreath and explain why it is a symbol of preparation for Christmas. Know the story of John the Baptist preparing the way for Jesus. Describe some ways the parish prepares for Christmas.</p>	
<p><b>Maths</b></p>	<p><b>Numbers to 100</b> <b>Addition and subtraction 1</b> <b>Addition and subtraction 2</b> <b>Properties of Shapes</b></p>	
<p><b>Science</b></p>	<p>Children in Year 2 will learn: <b>Living things and their habitats</b></p> <ul style="list-style-type: none"> <li>• Explore and compare the differences between things that are living, dead, and things that have never been alive (2-Living things and their Habitats)</li> <li>• Identify that most living things live in habitats to which they are suited</li> <li>• Describe how different habitats provide for the basic needs of different kinds of animals and plants</li> <li>• Describe how living things depend on each other.</li> </ul> <p><b>Animals including humans</b></p> <ul style="list-style-type: none"> <li>• Notice that animals, including humans, have offspring which grow into adults.</li> <li>• Find out about and describe the basic needs of animals, including humans, for survival (water, food and air).</li> <li>• Describe the importance for humans of exercise, eating the right amounts of different types of food, and hygiene.</li> </ul>	 
<p><b>History</b></p>	<p><b>Why is Stoke-On-Trent famous?</b> We will find out about significant people from Stoke-On-Trent.</p>	

**Josiah Wedgwood**

1730 - Born in Burslem

Started pottery as a thrower in his brother's factory.  
Caught smallpox and in 1768 he had to have his right leg amputated which led him to experiment different ways to produce pottery.

Pioneered mass production of pottery

Became the queen's potter in 1762.

Grandfather of Charles Darwin.

Statue opposite Stoke train station.



**Captain Smith**

1850 - born Hanley

1912 - Captain of the Titanic

Has a blue plaque on his house in Well Street, Hanley and a statue in Beacon Park Lichfield (sculpted by Kathleen Scott, RFS's wife).

**Stanley Mathews**

Born in Hanley, 1915

Played football for Stoke (age 17) and Blackpool.

Played for England.

Nicknamed 'The wizard of dribble'

Knighthood in 1965 the first footballer to be given a knighthood.

Statue at the Bet 365 Stadium.

**Robbie Williams**

Born 1974 Stoke-On-Trent.

Member of Take that and solo singer.

Fan of Port Vale

Give It Sum charity awarded grants totalling more than £5 million to worthy causes across North Staffordshire and he gave £250,000 towards a campaign to save his beloved Port Vale Football Club. After a Sentinel campaign, Robbie was awarded the Freedom of the City of Stoke-on-Trent in 2014.

2006 founded Soccer Aid for UNICEF, which has raised for than £38million pounds since the first match.




Blue Plaque mounted on gates in Tunstall Park.





**Geography**

**Abbey Hulton**

Children in Year 2 will:

- Know about the area the school is located in.

	<ul style="list-style-type: none"> <li>• Know where England, Scotland, Wales, Northern Ireland are on a map.</li> <li>• Find out about the features around school: school, church, houses, shops. the Hulton Abbey ruins, River Trent, Mooreside fisheries, Hanley FC ground, Hulton Abbey Park</li> <li>• Understand that the UK is home to people from all over the world, some of whom were born here, others who have migrated from other parts of the world, some who travel for work or tourism and some who are refugees.</li> </ul>	
<b>Music</b>	<p>Children will learn:  <b>Hands, Feet, Heart</b>          South African styles</p> <p><b>Ho Ho Ho</b>          Christmas, Big band, Motown, Elvis, Freedom songs</p>	
<b>Computing</b>	<p><b><u>On-line safety</u></b>- refining searches, sharing work electronically, knowledge and understanding of sharing more globally, email, digital footprint, how to keep personal data and hardware secure.</p> <p><b><u>Spreadsheets</u></b>          Explain what rows and columns are in a spreadsheet. Open, save and edit a spreadsheet. Add images from the image toolbox and allocate them a value. Add the count tool to count items. Use copying, cutting and pasting to help make spreadsheets. Use tools in a spreadsheet to automatically total rows and columns. Use a spreadsheet to solve a mathematical puzzle. Use images in a spreadsheet. Work out how much they need to pay using coins by using a spreadsheet to help calculate. Create a table of data on a spreadsheet. Use data to create a block graph manually.</p> <p><b><u>Questioning</u></b>          Understand that the information on pictograms cannot be used to answer more complicated questions. Understand what is meant by a binary tree. Design a binary tree to sort pictures of children. Understand what is meant by a database. Use a database to answer simple and more complex search questions.</p>	

<p><b>PE</b></p>	<p>Children in Year 2 will:</p> <ul style="list-style-type: none"> <li>• Become increasingly competent in the basics of movement (Agility, Balance, Co-ordination) and will apply these skills in a variety of sports and activities</li> <li>• Begin to learn about how their body changes when they exercise and how they can help their body to get even fitter!</li> </ul>	
<p><b>Art</b></p>	<p><b>How do Artists create tone?</b> We will look at the work of Rembrandt and begin to:</p> <ul style="list-style-type: none"> <li>• Know how to use charcoal, pencil &amp; pastel to create art</li> <li>• Choose &amp; use three different grades of pencil when drawing</li> <li>• Know how to use a viewfinder to focus on a specific part of an artefact before drawing it</li> <li>• Know how to create a piece of art in response to the work of another artist</li> </ul>	
<p><b>Design and Technology</b></p>	<p><b>Why are stockings hung up at Christmas?</b> Children will:</p> <p>Plan their own design and think about what to do next. Make products, refining the design as work progresses. Use software to design Communicate what went well with what they have made. Join materials and add decorations using a range of basic stitches. Cut materials safely using tools provided. Measure and mark out to the nearest centimetre. Demonstrate a range of cutting and shaping techniques (such as tearing, cutting, folding and curling). Demonstrate a range of joining techniques (such as gluing, hinges or combining materials to strengthen). Choose techniques to decorate textiles. Shape textiles using templates. Colour and decorate textiles using a number of techniques. Begin to sew using a range of basic stitches.</p>	
<p><b>PSHE</b></p>	<p>Children in Year 2 will:</p> <p>Hopes and Fears Rights and Responsibilities Rewards and consequences How the brain works Mindful awareness Controlling breathing</p>	



	<p>Mindful listening Mindful seeing Black history month Black history month UK parliament week God made me God made you Anti-bullying week Mindful smelling Mindful tasting Mindful movement</p>	
--	--	--