


## Curriculum Information: Year 1 Spring Term

### English Class Texts

**Katie in London**  
**Narrative:** - Katie in London  
**Recount:** Vlad's recount of events  
**Non-fiction:** Great Fire of London  
**Poetry:** Fire Poems




### Reading and Writing

In Year 1 children will understand what they read, in books they can read independently, by

- Discussing the main events of the story.
- Discussing the characters in the story.
- Discussing the words that the author has used.

In year 1 children will use Talk for Writing to immerse themselves in a class text by

- Using story maps to internalise texts,
- Take part in drama to help them to understand texts
- Investigate text to use authorial devices.
- Retelling and innovating texts.



### RE

#### Christmas

This unit is designed to develop the children's knowledge and understanding of Christmas as a celebration of the birth of Jesus. The unit also develops the children's understanding of the importance of the birth of Jesus through the events that happened before and after, and the impact it had on the people involved.



#### Jesus: Teacher and Healer

This unit is designed to develop the children's knowledge and understanding of the person of Jesus and his ministry as a teacher and healer. The unit will also develop their understanding of what Jesus' ministry reveals to us about God, how the Church continues that ministry today in various ways and how Christians are called to follow the example of Jesus in their lives.



### Forgiveness

This unit is designed to develop the children's knowledge and understanding of the importance of forgiveness as a gift we receive and as a way that we can show love to others. The unit will also explore the choices that children make, that these can be good or bad and the consequences that arise from them. The unit will also develop the children's understanding of the need to say sorry when bad choices are made.



### Holy Week

This unit is designed to develop the children's knowledge and understanding of the important events of Holy Week and how they tell of the last days of Jesus' life on earth. The unit focuses on Palm Sunday, the Last Supper, and the Stations of the Cross.



## Maths

### Number and Place Value

- Children will learn to count to and across 100, forwards and backwards, beginning with 0 or 1, or from any given number.
- They will learn to count, read and write numbers to 10 in numerals.
- They will learn to count in multiples of 2s, 5s and 10s.
- They will learn how to identify 1 more and 1 less in any given number.
- They will be able to identify and represent numbers using objects and pictorial representations including the number line, and use the language of: equal to, more than, less than (fewer), most, least
- They will be able read and write numbers from 1 to 20 in numerals and words

### Addition and Subtraction

- Children will learn how to read, write and interpret mathematical statements involving addition (+), subtraction (-) and equals (=) signs



- They will be able to represent and use number bonds and related subtraction facts within 20
- They will add and subtract one-digit and two-digit numbers to 20, including 0
- They will be able to solve one-step problems that involve addition and subtraction, using concrete objects and pictorial representations, and missing number problems such as  $7 = ? - 9$




### Measurement





Children will learn to compare, describe, and solve practical problems for:



- lengths and heights
- mass/weight
- capacity and volume
- time

Children will learn how to measure and begin to record the following:




- lengths and heights
- mass/weight
- capacity and volume
- time (hours, minutes, seconds)
- They will recognise and know the value of different denominations of coins and notes.
- They will sequence events in chronological order using language.
- They will recognise and use language relating to dates, including days of the week, weeks, months and years
- They will learn how to tell the time to the hour and half past the hour and draw the hands on a clock face to
- show these times.

<p><b>Science</b></p>	<p><b><u>Materials</u></b></p> <p>Children in Year 1 will learn to:</p> <ul style="list-style-type: none"> <li>• Distinguish between an object and the material from which it is made.</li> <li>• Identify and name a variety of everyday materials, including wood, plastic, glass, metal, water, and rock.</li> <li>• Describe the simple physical properties of a variety of everyday materials.</li> <li>• Compare and group together a variety of everyday materials on the basis of their simple physical properties.</li> </ul>	
<p><b>History</b></p>	<p><b><u>Why did London burn?</u></b></p> <p>Children will learn to:</p> <ul style="list-style-type: none"> <li>• Know a famous person from the past and explain why they are famous.</li> <li>• Know what a number of older objects were used for.</li> <li>• Spot old and new things in pictures.</li> <li>• Know words and phrases like before after past present then and now.</li> <li>• Know about many of the changes that have happened since I was born.</li> </ul>	
<p><b>Geography</b></p>	<p><b><u>Geography: How Is Abbey Hulton different to London?</u></b></p> <p>Children will learn to:</p> <ul style="list-style-type: none"> <li>• Know the names of the four countries that make up the UK and name the three main seas that surround the UK.</li> <li>• Know the main differences between a city, town and village.</li> <li>• Identify the capital cities on a UK map.</li> </ul>	

	<ul style="list-style-type: none"> <li>• Know some famous landmarks from London.</li> <li>• To understand what a journey line is.</li> <li>• To know the difference between ariel view and street view on an interactive map.</li> </ul>	
<p><b>Music</b></p>	<p>Music be taught by Mr Balzarno</p> <p><b>In the Groove:</b></p> <p>Blues, Latin, Folk, Funk, Baroque Bhangra</p> <p><b>Round and Round:</b></p> <p>Latin Bossa Nova, Film music, Big band jazz, Mash UP, Latin Fusion</p>	 
<p><b>Computing</b></p>	<p style="text-align: center;"><u><b>Purple Mash</b></u></p> <p><b>Maze Explorer</b></p> <p>In this unit the children will learn:</p> <ul style="list-style-type: none"> <li>• To understand the functionality of the basic direction keys.</li> <li>• To understand how to create and debug a set of instructions.</li> <li>• To understand how to change and extend the algorithm list.</li> </ul> <p><b>Animated storybooks</b></p> <p>In this unit the children will learn:</p> <ul style="list-style-type: none"> <li>• To create an animated e story.</li> <li>• To add sound to a story, including voice recording and music.</li> <li>• To work on a more complex story, including adding backgrounds and copying and pasting pages.</li> </ul>	

	<p><b>Coding</b></p> <p>In this unit the children will learn:</p> <ul style="list-style-type: none"> <li>• To understand what coding means in computing.</li> <li>• How to create unambiguous instructions like those required by a computer.</li> <li>• To build one- and two-step instructions using the printable code cards.</li> <li>• How to design a scene for a program.</li> <li>• How to use code blocks to make the characters move automatically when the green Play button is clicked.</li> </ul>	
<p><b>PE</b></p>	<p><b><u>Gymnastics</u></b></p> <p>In gymnastics the children will learn:</p> <ul style="list-style-type: none"> <li>• How to develop pupil's ability to mount/dismount apparatus safely.</li> <li>• How to develop pupil's ability to hold their own body weight.</li> <li>• Children will begin to refine movements into actions showing control, extension and a degree of fluency.</li> </ul> <p><b><u>Dance</u></b></p> <p>In dance the children will learn:</p> <ul style="list-style-type: none"> <li>• Children will start to explore how change their dance moves with relation to a stimulus (Happy/Sad, Fast/Slow)</li> </ul>	 



<p><b>Art</b></p>	<p><b><u>Painting</u></b></p> <p>Children in Year 1 will learn:</p> <ul style="list-style-type: none"> <li>• The names of the primary and secondary colours.</li> <li>• How to create a repeating pattern in print.</li> <li>• Describe what can be seen and give an opinion about the work of an artist.</li> </ul>	
<p><b>Design and Technology</b></p>	<p><b><u>Mechanical Systems</u></b></p> <p><b><u>The children will learn how to:</u></b></p> <ul style="list-style-type: none"> <li>• To design products that have a clear purpose and an intended user.</li> <li>• Tell someone about their idea</li> <li>• To create a design plan.</li> <li>• Use material to practise screwing and gluing materials to make and strengthen products.</li> <li>• Build structures, exploring how they can be made stronger, stiffer and more stable.</li> <li>• To use a product using levers and sliders.</li> </ul>	
<p><b>PSHE</b></p>	<p><b><u>MindUp</u></b></p> <p>Children will learn how to:</p> <ul style="list-style-type: none"> <li>• To learn about how people can think and feel differently.</li> <li>• To learn about how we think and feel, and how other people think and feel.</li> <li>• To know how to be safe on the internet.</li> <li>• To learn about Racial Justice.</li> </ul>	

**TenTen:**

Children will learn how to:

- To learn how to keep ourselves safe.
- To know about good and bad secrets.
- To know about harmful substances.