


The Early Years Foundation Stage: NURSERY & RECEPTION

Parents' Induction Meeting



What is the Early Years Foundation Stage (EYFS)?

- The foundation stage begins when children reach the age of three, when children might attend a nursery setting.
- The final year of the Foundation stage is when children are in a Reception class of a primary school.
- It prepares children for learning in their future school career.



Foundation Stage Life is....

- ◇ Busy
- ◇ Exciting
- ◇ Messy
- ◇ All children reaching their potential
- ◇ Building relationships with parents & children



Key Staff

- ◇ Nursery class teacher and Assistant Principal /EYFS lead/ SENCO – Mr Rathbone
- ◇ Reception class Teacher – Miss Adams
- ◇ Early Years Teaching Assistants – Mrs Franklin & Mrs Knall

- ◇ Principal – Mrs Clowes
- ◇ Vice Principal – Mrs Exon
- ◇ Assistant Principal – Miss Ryder
- ◇ Academy Manager – Miss Clark
- ◇ Safeguarding Staff – Miss Franklin/Miss Ward



Characteristics of Effective Learning

Playing and Exploring

ENGAGEMENT

Finding out and exploring
Playing with what they know
Being willing to 'have a go'

Active Learning

MOTIVATION


Being involved and concentrating
Keep trying
Enjoying achieving what they set out to do

Creative and Critical Thinking

THINKING

Having their own ideas
Making links
Working with ideas

◇ These are the behaviours that children will use to learn in the EYFS.



Areas of learning...

The foundation stage curriculum is split into seven areas of learning...

1. Personal, Social & Emotional Development
2. Communication & Language
3. Physical Development
4. Literacy
5. Mathematics
6. Understanding the World
7. Expressive Arts & Design



Personal, Social & Emotional Development



- ◇ Encourages children to be independent & to interact with other children & adults.
- ◇ Helps children to become confident, safe, secure & ready to learn from new experiences.
- ◇ Supports healthy development.





Communication & Language

- ◇ Encourages children to develop conversational skills.
- ◇ Will help children to develop listening & concentration skills.
- ◇ Enables children to begin to hear sounds in words & to link these sounds to letters.





Physical Development

- ◇ Encourages both gross and fine motor skills, including using a pencil correctly.
- ◇ Helps them to develop a sense of space around themselves & others.
- ◇ Encourages balance.
- ◇ Develops practical skills such as dressing, undressing etc



Literacy

- ◇ Encourages children to develop pencil control & to begin to make marks on paper.
- ◇ Will help children to learn to read individual words & eventually, simple stories independently.



Mathematical Development

- ◇ Helps children to count up to ten & beyond.
- ◇ Encourages them to use mathematical words such as greater, smaller, heavier, lighter, more, less etc
- ◇ Develops skills in comparing & sorting objects.
- ◇ Supports children's understanding of shape & size including 2D & 3D shapes.





Understanding the World


- ◇ Helps children to gain an understanding of their world, including the key people in it and their local area.
- ◇ Encourages them to look at changes over time and compare and contrast.
- ◇ Encourages them to explore & investigate.





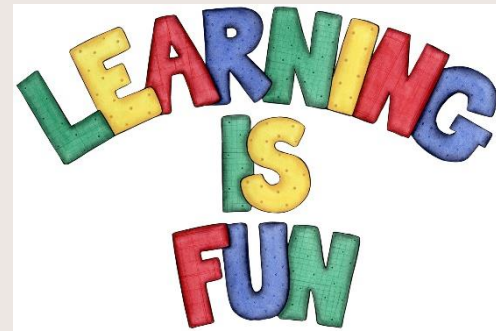
Creative Development

- ◇ Inspires children to explore colour & colour changes.
- ◇ Helps them to explore shape & texture using all of their senses.
- ◇ Develops an interest in music, singing & music-making.
- ◇ Develops confidence & imagination.



Learning in Early Years has

- ◇ An exciting environment
- ◇ Themes/child-initiated activities
- ◇ Observations
- ◇ Phonics
- ◇ Numbers
- ◇ Play



A typical day in Nursery...

- ◇ 8.40 Come in & find face/name before register
- ◇ 9.00-9.25 Phonics
- ◇ 9.30-10.45 Independent choosing time
- ◇ 10.45-11.00 Play time
- ◇ 11-11.30 Guided Reading
- ◇ 11.30-12.45 Lunch time
- ◇ 12.45-1.15 Maths
- ◇ 1.15-2.30 Independent choosing time
- ◇ 2.30-3.00 Snack time & home time routines




A typical day in Reception...


- ◇ 8.40 Registration & sentence building
- ◇ 9.00 – 9.30am Phonics
- ◇ 9.30-9.45 – Assembly
- ◇ 9.45-10.45 – Literacy
- ◇ 10.45-11.00 Play time
- ◇ 11-11.30 Guided Reading
- ◇ 11.30-12.45 Lunch time
- ◇ 12.45-1.15 Maths
- ◇ 1.15-2.30 Independent choosing time
- ◇ 2.30-3.00 Snack time & home time routines



How can I prepare my child for Nursery????



- ◇ Be punctual
- ◇ Check the book-bag every evening
- ◇ Ask us if you are unsure about anything
- ◇ Share relevant information about your child with us



Encourage Independence

Prior to starting school please ensure you are encouraging your child to do these things independently.

- ◇ Toileting
- ◇ Eating with a knife & fork (mainly fork)
- ◇ Opening items in a packed lunch & the lunch bag/box
- ◇ Dressing & undressing



Other matters...

- ◇ Bring the blue book-bag to school EVERY DAY.
- ◇ Read to your child as much as possible.
- ◇ Complete home learning each week.
- ◇ Leave home toys at home!!



Lunches

- ◇ School dinners:
 - ◇ Nursery – £11 per week (£2.20 per day)
 - ◇ Reception – Universal Free School Meal
 - ◇ You must stay with the same option for a whole week
- ◇ Payable in advance online via SCOPay (registration details will be given in September)
- ◇ Healthy packed lunches



30 hours funding

- ◇ Included in your pack will be a 'Parental Declaration for Free Early Education' form.
- ◇ To see if you are eligible for free 30 hours funding, please visit www.childcarechoices.co.uk and complete the information required.
- ◇ If you are eligible, you will be given an 11 digit code. Please fill this in on the front of the form.



30 hours funding continued...


- ◇ If you are not eligible, please make sure that you complete the information required on the back of the form.
- ◇ Please make sure that you complete all sections on the form. We cannot process it without all of the information.
- ◇ If you have any queries, or need any help, please contact the school office.



Uniform

- ◇ V-neck school logo jumper or cardigan
- ◇ Light blue polo shirt
- ◇ Grey trousers/ skirt
- ◇ Grey socks or tights
- ◇ Black smart sensible shoes which are **easy to fasten independently**
- ◇ Uniform can be purchased from - Motif Marketing, Milton, ST2 7BN.

<https://www.motifmarketing.co.uk/index.php?route=common/home>



Uniform

- ◇ Please ensure that names are in **EVERYTHING!!!**
- ◇ Send coats **EVERYDAY**
- ◇ No jewellery & No earrings



PE Kit

- ◇ P.E. kits in school everyday
- ◇ White polo top
- ◇ Black shorts/jogging bottoms
- ◇ Black PE pumps



We have Forest Learning

- ◇ Morning/afternoon session
- ◇ Led by trained staff
- ◇ Wear own old, warm clothing
- ◇ Wellies
- ◇ Great fun!



Care Plans

- ◇ Medicine – fill in a form at the office



- ◇ Spare inhalers/spacers for asthma
- ◇ Check expiry dates

Partnership with parents

We use a range of methods to stay in touch with parents, including:

- ◇ Website, Tapestry, texts
- ◇ Parents' Evenings
- ◇ Letters
- ◇ Learning Journey
- ◇ Secret Storyteller
- ◇ Parent & child act sessions

